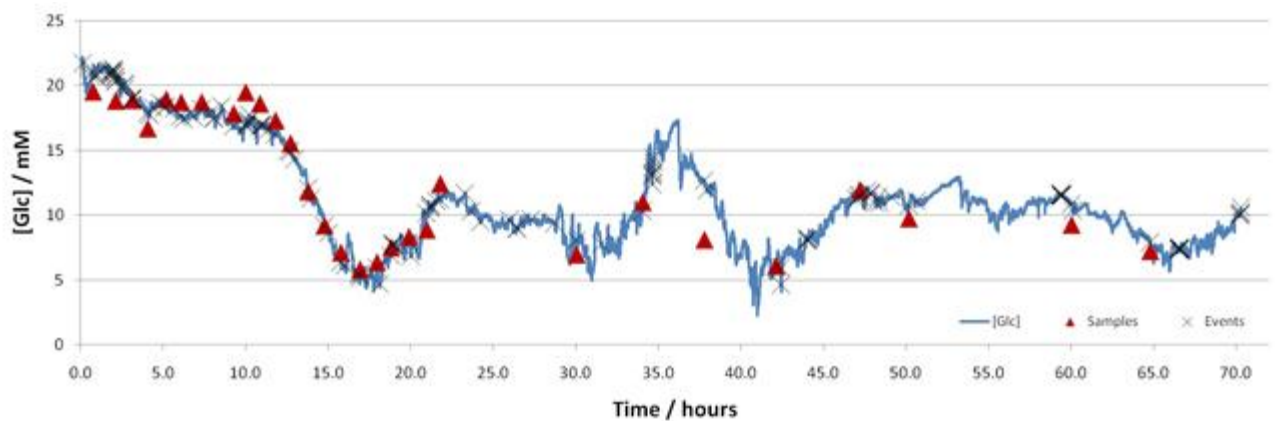


Snapshot of cases from GlySure human clinical trials – January 2012

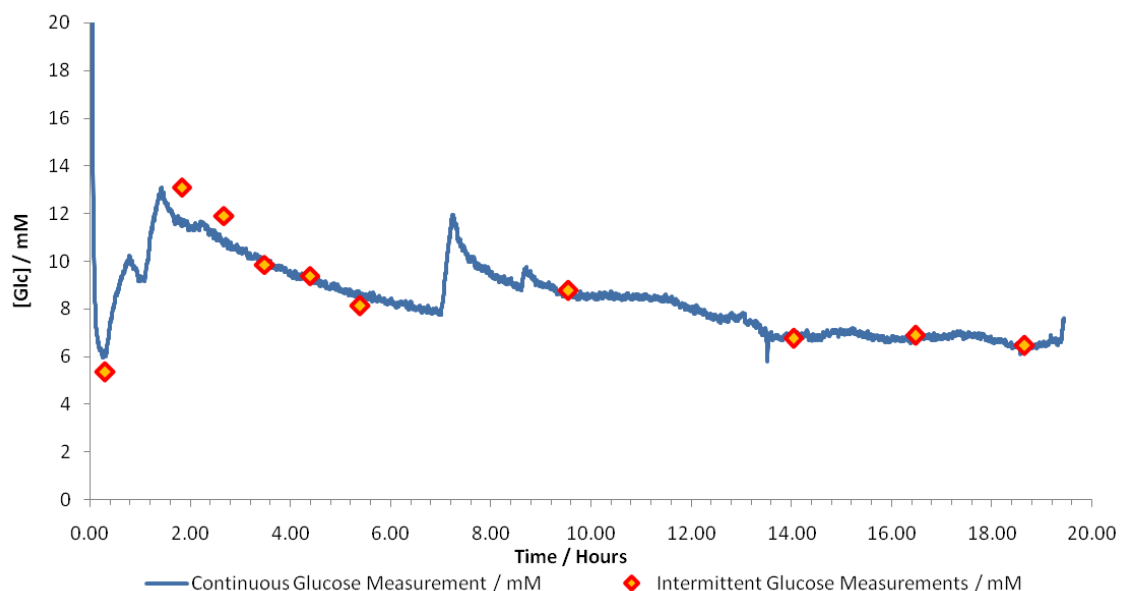
GlySure has so far completed initial human use trials on over 90 intensive care patients. The trials have demonstrated that the GlySure system can accurately measure blood glucose levels across the entire human physiological range for the duration of a patient's stay in the Intensive Care Unit (ICU).

Here are four interesting, different and real cases resulting from the clinical trial showing the performance of the GlySure sensor (the blue line) versus intermittent glucose measurement (denoted in red and red/yellow).

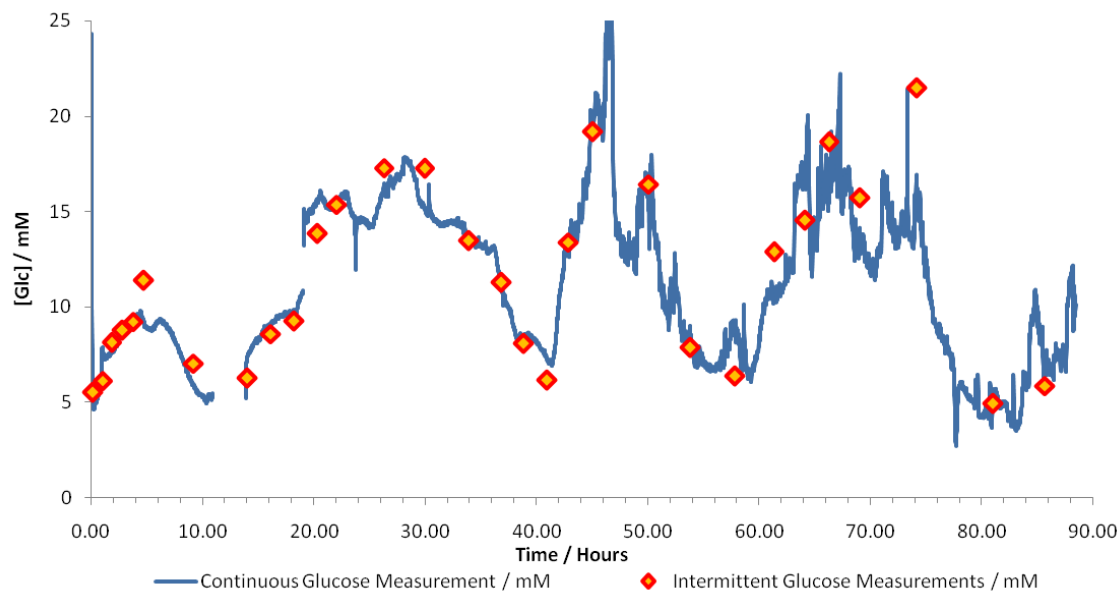
1) This data is from a 51 year old male patient who had undergone a coronary artery bypass graft (CABG). The system showed the ability to measure continuously and accurately from admission through discharge (70+ hours) with no need for recalibration.



2) This is a patient with sepsis being managed in an ICU. Not only does the sensor correlate well with the comparative readings from the laboratory analyser (indicated by the red and yellow diamonds), but when the patient receives dextrose infusions right at the beginning of the monitoring period, and again at approximately 7 hours, the sensor swiftly responds to show the increase in blood glucose attributable to the infusion. In the absence of a continuous trace, reliance on the intermittent points at 6 and 10 hours might be interpreted as little change in the overall downward trend.



3) This is a patient who is diabetic and hypertensive being managed in the surgical ICU following coronary artery bypass surgery, and being supported on an intra aortic balloon pump. Despite the instability of the patient and frequent changes in blood glucose status, the sensor continues to track accurately for more than 90 hours. It is also interesting to note that when the patient had to be moved to a different location (which involved the sensor being disconnected from the monitor at approximately 10 and 20 hours) it was possible to reconnect the system without disturbing the calibration of the signal and to immediately continue tracking the blood glucose trend.



4) Another coronary artery bypass graft patient with a more stable blood glucose profile. In this example the sensor shows very close correlation with the intermittent laboratory readings and without the benefit of the continuous trace a caregiver might decide to reduce the frequency of blood glucose assays around the 24 hour point. However the continuous signal clearly indicates a steep rise in blood glucose at around this time which the next intermittent reading confirms. As with all these cases the sensor continues to track throughout the patients stay in the intensive care facility.

